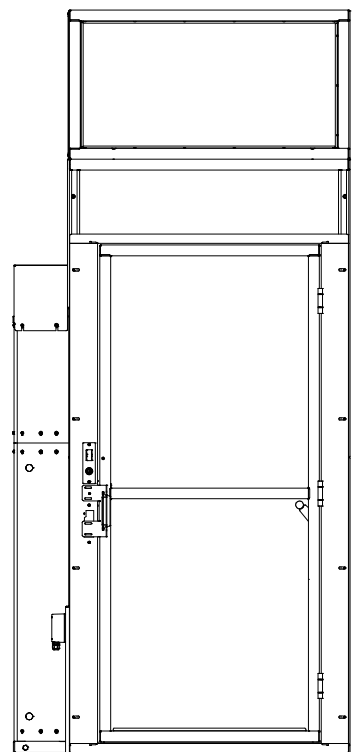
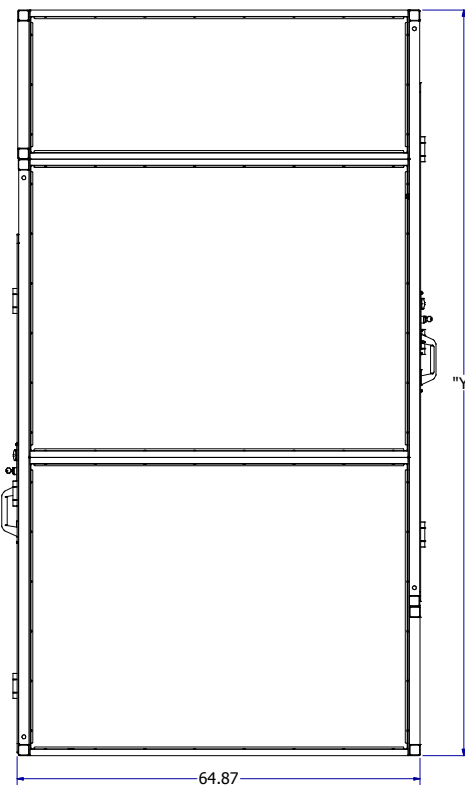


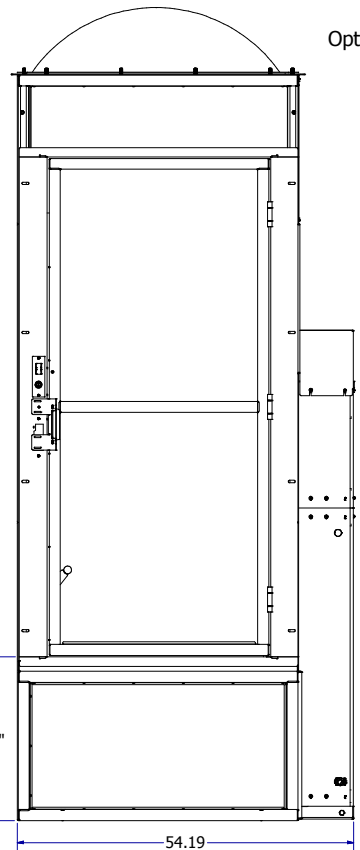
8 | 7 | 6 | 5 | 4 | 3 | 2 | 1



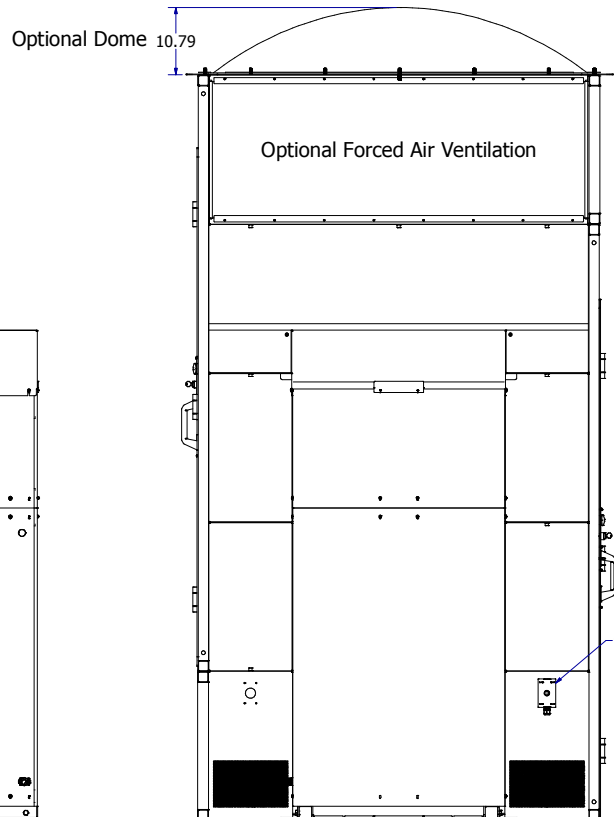
Lower Landing Side



Front Side



Top Landing Side



Back Side

TABLE	
"X"	"Y"
0" to 12"	96"
12" to 24"	108"
24" to 36"	120"
36" to 48"	132"
60" to 72"	144"
72" to 84"	156"
84" to 96"	168"
96" to 108"	180"
108" to 120"	192"
120" to 132"	204"
132" to 144"	216"
144" to 156"	228"
156" to 168"	240"
168" to 171"	252"

DRAWN tom bregel	8/20/2010		18505 E. 163rd St. Lake Winnebago, MO 64034 816-937-0611
CHECKED			TITLE
This document is the property of Harmar and is delivered upon the express condition that the contents will not be disclosed or used without the written consent of Harmar.		ASSY, VPL ENCL, FOR 60"x36", 4 FT, STR W/DOOR	
THIRD ANGLE PROJECTION	Tolerance UNO X ±.1 XX ±.01 XXX ±.005 HOLES ±.005 ANG ±.5°	SIZE FINISH D door high	DWG NO REV
SCALE		SHEET 1 OF 1	

8 | 7 | 6 | 5 | 4 | 3 | 2 | 1